



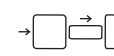
METAL DEBURRING MACHINES

SPECIAL
WIDTH CAPACITY



__ customize a machine with up to 2000mm in width

INTEGRATED
MACHINES



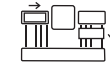
__ EVO machines can be connected to streamline the production process

LARGE PARTS
CONVEYOR



__ high diversity of metal parts: small, large, light or heavy

LONG PARTS
RETURN



__ feed, transfer and return automatically long and heavy parts

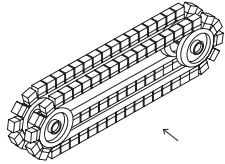


_ know more about our edge deburring machines on the website



DM1100 C

EDGE ROUNDING
___ JOB-SHOP VERSION



crossbelt system



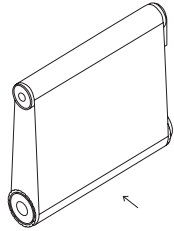
alternate version

DM1100 2C EVO 1100mm / 1600mm
___ TOP LINE
AUTOMATED width capacity

double-sided edge
rounding machine

DM1100 Z

**DEBURRING
AND SURFACE FINISHING**
___ JOB-SHOP VERSION



abrasive belt station

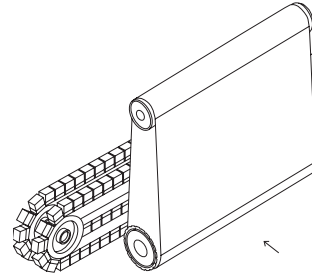


DM1100 ZC+Z 1100mm / 1600mm
___ INTEGRATED
MACHINES width capacity


3-in-1: deburring,
edge rounding
and surface finishing

DM1100 ZC EVO

**DEBURRING
AND EDGE ROUNDING**
___ TOP-LINE AUTOMATED



abrasive belt station
and crossbelt system

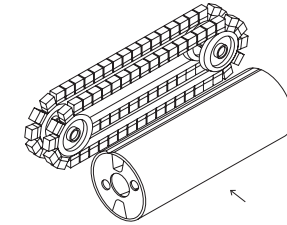


DM1100 ZC 1100mm / 1600mm
___ JOB SHOP
VERSION width capacity


machine with
swift and manual
adjustments

DM1100 DC EVO

**SLAG REMOVAL AND
EDGE ROUNDING**
___ HEAVY-DUTY AUTOMATED



contact drum
and crossbelt system



DM1100 D2C EVO 1100mm / 1600mm
___ HEAVY-DUTY
AUTOMATED width capacity

slag removal
and double-sided
edge rounding machine