

Catalog NOV. 2023

Beveltools

MEET OUR COMPLETE PLATFORM OF HAND TOOLS
CREATED FOR STAINLESS STEEL:
BEVELTOOLS INOX







Content

Beveltools advantages	4
Types of cutter heads and materials	5
Bevel Mite®	
EBI 3.0 electric motor	8
ABIS-R pneumatic motor	9
ABIS-B pneumatic motor	9
Angled cutters 6mm	11
Radius cutters 6mm	12
Bevel Mate®	
EBA 3.0 electric motor	15
ABA 3.0 pneumatic motor	16
Angled cutters 8mm	17
Angled cutters 12mm	18
Radius cutters 8+ mm	19
INOX series	
EBI INOX	21
ABIS INOX	21
EBA INOX	22
INOX cutters (all)	23
BevelTools Top Edge	25
Beveltools TEBI	26
Guide	27
Accessories	28
Contact	30



Beveltools The Game Changer

Regardless of whether you are beveling or rounding metal, Beveltools' innovative patented technology created a true revolution!

After Beveltools introduction in 2015 we brought our solution to the next level in 2020 by introducing **Beveltools 3.0**

Improved and completely new developed pneumatic and electrical tools together with improved cutters and guide bearings results in even significant better results and durability.

Older methods sold by the competition for weld preparation, rounding and beveling are physically demanding, inaccurate and time-consuming. With this in mind Beveltools has been developed.

2 compact and ergonomic concepts, Bevel Mite® and Bevel Mate®. They make weld preparation, beveling and rounding metal easier, faster, more accurate and cheaper.

Experience the difference now with our patented solution!

With Beveltools your company will be ready for the future.

Beveltools advantages

Weld preparation and beveling

Welding remains a professional's job. Not everybody can create strong and clean weld. It all starts with a perfect bevel. By introducing the norm NEN-EN 1090 and ISO 9692 a good welding becomes more important, due to the specific requirements to manufacture steel and aluminum construction components.

Rounding

Smooth and even rounding is essential whether you need to comply with IMO PSPC, ISO 12944, ISO 8501 or NEN-EN 1090. With the products from Beveltools, high quality that complies with all the norms and guidelines can be achieved quickly and consistently when rounding a wide range of metals.



Accurate and even

The Beveltools products make for consistent and accurate angles or rounding for metals. This produces stronger welding joints, a good bonding surface for paint and coatings, or smooth cable entry holes.



Work faster

Beveling and rounding metals goes faster than with current conventional methods thanks to the unique design of the bevel head. The shaping and angle of the cutting surfaces mean that the metal can be cut quickly and effortlessly.



Long service life

Experience shows that with correct and careful use, you can bevel 100 to 140 metres with only one bevel head. For rounding, you can achieve up to 250 metres and sometimes even more depending on the edge's hardness.



No finishing needed

An impeccable result is achieved immediately, with no finishing needed. Discoloration is prevented through precision machining that adds hardly any heat to the material.



Lightweight and handy to use

Because of the handy design and the light weight, minimal physical effort is needed to operate the machine. The machine rests on the material during rounding and beveling. The only effort required is guiding the machine.



Better working conditions

Beveling is done with hardly any sparks or vibrations. The chips are large and heavy, meaning they immediately drop to the ground. It doesn't release any harmful dust particles and/or combustion gases. Work without vibrations and prevent getting HAVS

Types of bevel heads and materials

Would you always like to achieve the best and most consistent end results when preparing an edge? With the Beveltools bevel heads, this can always be done quickly and cheaply.

Beveltools offers 4 different types of bevel heads



Steel

The bevel heads for steel are ideal for beveling and rounding the most common types of steel such as S235. For rounding and beveling harder types of steel, we have developed the version 3.0 bevel head.

Note: The STL versions will be phased out because bottom line higher quality cutters are more versatile and requested. So when STL versions are out of stock these will not be replaced anymore.



Version 3.0

Stronger types of construction steel and plasma- or laser cut steel need a special type of cutter head. The NEW 3.0 cutter heads produced with state-of-the-art hard metal / carbide components, grinding technology and high-end coatings. This makes the 3.0 cutter ideal for stronger types of construction steel. You can recognize these 3.0 cutters at their bronze/copper toned coating.



Aluminum

The chips from non-ferrous metals such as aluminum can weld to the cutting surfaces of the bevel head. The aluminum bevel head has the perfect cutting edge for this group of metals. The combination of the right geometry and coating means that aluminum, non-ferrous metals and harder plastics can be bevelled or rounded with no problems, and without the use of any lubricants.



Stainless Steel

is a tough material and difficult to get reworked with hand tools. The specific for stainless steel developed new INOX cutters have got a adjusted geometry and a special coating. This combination reduces the friction between the stainless steel and cutter significant. This makes cutting the stainless steel much easier. We started with a line off the most common cutters, both for angles and radii.

Patented cutter with angle:
15° - 22,5° - 30° - 37,5° - 45° - 52,5° - 60°



Patented cutters with radius:
R2 - R3 - R4 - R5 - R6 - R8



Types of bevel heads and materials

Recognizable colors

Because Beveltools portfolio is expanding we decided to use new color schemes which makes it easier to recognize for which kind of material the product is most suitable. In the upcoming you will see more and more of the colors appear:



Marine blue indicates product best for regular steel



Azure blue indicates products for non ferro work pieces



Green indicates products from the INOX range for stainless steel

Choose the right bevel head that suits the material

For the best end result, it is highly important to choose the right bevel head that is the most suitable for the job at hand. The diagram below is a guide for making the right choice.

		S235	S355	Steel plasma / laser cut	SS 304/316	Non-ferro metals
STL cutter		😊😊	😊	😊	😞	😞
Version 3.0 cutter		😊😊😊	😊😊😊	😊😊😊	😊	😞
Aluminum cutter		😞	😞	😞	😞	😊😊
INOX cutter		😊😊	😊😊	😊😊	😊😊😊	😊😊

“ THE PATENTED GEOMETRY OF THE BEVELTOOLS CUTTERS MAKES THEM SO UNIQUE ”



Bevel Tools 3.0 The Best on Steel

Our Bevel Tools 3.0 product line was developed based on feedback from end users and dealers worldwide. We listened to what you wanted, and we delivered.

Here's what you'll get:

- Even easier to use: The Bevel Tools 3.0 are designed with a consistent look and better/easier height adjustment.
- Excellent for applications on construction steel: Even when it's laser-/plasma cut.
- Spindle locking button for easy change of cutters: No more fumbling with tools.
- Freely rotating flange made of stainless steel: Smooth, consistent operation.
- Nitrated stainless steel flanges for the highest possible hardness: Scratch-resistant and long-lasting.



Bevel Mate® A Versatile Tool for Any Job

The Bevel Mate® is a versatile tool that can handle even the most intense jobs. It can bevel up to 12mm and has a maximum radius of 8mm. The Bevel Mate® is powered by either an electric motor or a pneumatic motor, giving you the option to choose the right tool for the job.

The Bevel Mate® is designed to run smoothly and without any noticeable vibrations. This is thanks to its powerful motor and solid construction. The Bevel Mate® is also easy to use, making it a great choice for professionals.



Bevel Mite® A Compact and Powerful Tool for Lighter Beveling

The Bevel Mite® is a compact and powerful tool that is perfect for lighter beveling jobs. It can bevel up to 6mm and has a maximum radius of 4mm. The Bevel Mite® is available with both electric and pneumatic motors, giving you the option to choose the right tool for the job.

The Bevel Mite® is designed to be compact and maneuverable, making it easy to use on smaller workpieces and in smaller holes. It is also lightweight, making it easy to carry and use for extended periods of time.



Bevel Mite® 3.0

The EBI 3.0 Electric Tool: Lightweight, Easy to Use, and Versatile

- Lightweight and easy to use: Easy to handle and maneuver, even for long periods of time.
- Precise depth adjustment: Get the perfect bevel every time.
- Spindle locking buttons: Quick and easy to change cutters.
- Freely rotating flange flange of QPQ nitrated stainless steel: Smooth and precise operation.
- Available in 230V and 120V versions, with US or UK plugs: The perfect tool for users in any country.



Electric motor



3.0

	EBI 3.0
Part no.	1041000
Motor	Electric
Max. bevel depth	6 mm
Available radius cutters	R2 - R3 - R4
Available bevel heads	15° - 22,5° - 30° - 37,5° - 45° - 52,5° - 60°
Power	600 W
Voltage	230 V (also available in 120 V)
Speed	adjustable speed 5.000 - 13.000 rpm
Weight	2,46 kg
Min. hole diameter for beveling	22 mm
Min. hole diameter for rounding	16 mm

Spindle locking button



Freely rotating and nitrated flange



ABIS 3.0 Air Tools

- Precise depth adjustment: Get the perfect bevel every time.
- Spindle locking button: Quick and easy to change cutters.
- Flange head of hardened (nitrated) steel with a freely rotating flange: Smooth and precise operation.
- Two models available: ABIS-R for deburring and rounding, ABIS-B for all-round use.



Pneumatic motor

ABIS-R 3.0



3.0

ABIS-B 3.0



3.0

Safety lever



Removable head with nitrated flange



Spindle locking button



	ABIS-R 3.0	ABIS-B 3.0
Part no.	1123010	1123110
Motor	Pneumatic	Pneumatic
Max. bevel depth	±3 mm at 45°	6 mm
Available radius cutters	R2 - R3 - R4	R2 - R3 - R4
Available bevel heads	15° - 22,5° - 30° - 37,5° - 45° - 52,5° - 60°	15° - 22,5° - 30° - 37,5° - 45° - 52,5° - 60°
Air pressure	6,3 bar max. 91 PSI max.	6,3 bar max. 91 PSI max.
Recommended air flow	25 CFM 0,71 m3/min	25 CFM 0.71 m3/min
Power	375 W	820 W
Speed	25.000 rpm max	16.000 rpm max
Weight	1,07 kg	1,13 kg
Min. hole diameter for beveling	22 mm	22 mm
Min. hole diameter for rounding	16 mm	16 mm

User experience - Roweko Staalconstructies B.V.

“For me, saving time is a great benefit. With Beveltools, I can make a bevel or radius, with no further finishing. With grinding discs you take much longer and the end result is never as smooth as with Beveltools.”

Roweko from Nootdorp specialises in making large steel constructions for applications such as bridges or buildings. Roweko uses Beveltools for both beveling and rounding.


Previously, this was always done with an angle grinder and grinding discs. According to René de Kok, owner of Roweko, this is fine but far from the best solution. “Grinding discs produce a lot of dust and take a very long time to achieve a flush or rounded finish. It is much faster with Beveltools. After taking a look at the different machines, I opted for the EBI-06 Premium and then later on the EBA-12 for the slightly heavier work.”

René and his colleagues immediately saw the advantages of Beveltools as compared with discs. “For me, the greatest advantages of Beveltools are: how much time they save and how easy they are to work with. With grinding discs, you just take too long to get a good result. Now I take the Beveltools beveling machine and make a bevel or radius with one movement. It works so quickly that a grinding disc simply can’t compare. Finishing is no

longer necessary either, which saves a lot of time. I use Beveltools mainly for steel, but they also work brilliantly with plastic,” says René.

Apart from the fact they save time, Roweko are also delighted with the improvement to the work environment. “The chips made by the Beveltools products are relatively large and immediately drop to the ground. We have no more issues with chips flying around and fine dust blown into the air. The machines also make quite a bit less noise.”

Like other metalworkers, Roweko often needs to observe the EN-1090 standard. Sharp edges in steel must be rounded before it can be galvanised and/or coated. “Beveltools simply deliver a great result. You would never get such a smooth edge with an angle grinder,” says René. “I recommend Beveltools for any business that regularly has to do rounding or beveling. It is no huge investment either. For a couple of hundred euros, you have a machine with bevel heads. It saves you so much time that you quickly recoup that investment.”



Bevel Mite® bevel heads



	Steel bevel head	Aluminum bevel head	Version 3.0 bevel head
Type	15-06-STL *	15-06-ALU	
Part no.	7106000	7106010	
Type	22-06-STL *	22-06-ALU	
Part no.	7107000	7107010	
Type		30-06-ALU	30-06-v3.0
Part no.		7104010	7104030
Type	37-06-STL *	37-06-ALU	
Part no.	7103000	7103010	
Type		45-06-ALU	45-06-v3.0
Part no.		7102010	7102030
Type	52-06-STL *	52-06-ALU	
Part no.	7108000	7108010	
Type			
Part no.			

* STL versions- these will be phased out and can only be ordered as long as they are in stock. No back orders possible

Bevel Mite® cutter heads with radius

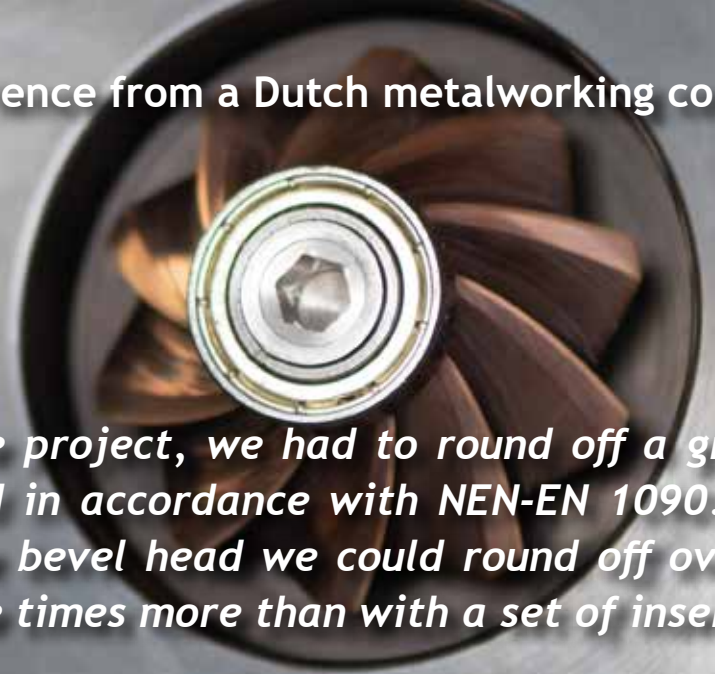


	Steel radius cutter	Aluminum radius cutter	Version 3.0 radius cutter
Type		R2-06-ALU	R2-06-v3.0
Part no.		7101110	7101130
Type		R3-06-ALU	R3-06-v3.0
Part no.		7101010	7101030
Type	R4-06-STL *	R4-06-ALU	R4-06-v3.0
Part no.	7101200	7101210	7101230

* STL versions- these will be phased out and can only be ordered as long as they are in stock. No back orders possible



User experience from a Dutch metalworking company



“For a large project, we had to round off a great number of metres and in accordance with NEN-EN 1090. With just one Bevel Mate bevel head we could round off over 250 metres. That is five times more than with a set of inserts!”

A metalworking company from the region of Utrecht used Beveltools for a large project. For one particular client, they had to produce different steel parts for electricity pylons. These electricity pylons, with a height of 55 to 75 metres, were recently fitted in several areas, including Achterhoek (The Netherlands).

The manager explains: “For this client we delivered the steel parts for the electricity pylons. These included a large number of connection rings, lifting eyes, bulkheads, brackets and attachment points used for the pylons.” Because these are load-bearing galvanised steel constructions, all parts must carry CE certification in accordance with NEN-EN 1090. This norm states the technical specifications to which the steel end products must adhere. Part of this norm stipulates that edges must be rounded with a minimum radius of 2 mm to obtain a greater bonding surface for coating.

“The connection rings must all be rounded in accordance with the EN 1090 norm. We chose to do this with radius 3 to achieve a better finish. The largest connection ring had a diameter of 2.5 metres, which makes a lot of metres to round off. I looked for a system with which I could quickly achieve radius 3 at a low cost. We didn’t have much experience with rounding, but for this project we delved into it and we decided to purchase

a machine,” says the manager. The machine had to be easy to handle and control, and not too expensive to use so that it would also make sense for smaller projects. Initially, the company had gone for a system with inserts.

However, they did not meet expectations. The service life promised was not achieved and the inserts had to be exchanged much too often. “Alternating the inserts takes an incredible amount of time, plus they are fragile so they broke all too often even before we’d used them for all cutting edges. The work took much longer and cost much more than I’d anticipated. Then I contacted Beveltools and immediately switched to this system, especially because of the single bevel head. The steel bevel heads by Beveltools lasted 2 to 2.5 times longer in our case than a set of inserts. When Beveltools showed us the newest bevel head, we immediately started to use it. With just one of this bevel head we could round off over 250 metres. That is five times more than with a set of inserts!”

For the metalworking company it is a huge advantage that the bevel heads are made up of one piece. You can swap the bevel head in the blink of an eye and because it has many cutting edges, machining goes really smoothly. “With Beveltools we were able to finish our work before the deadline and at an advantageous cost. Our client was delighted with the results.”

“ We used to spend 45 seconds to a minute beveling a hole with a bur bit. Now, with the lightweight ABIS machine, we can do it in 7 to 10 seconds. ”



Located in El Dorado, KS, ConFab Incorporated, part of C-Tech Industrial Group, specializes in custom made pipe and steel construction for commercial, industrial and petrochemical applications.

Jesus Arredondo: “Before we purchased the Bevel Mite® ABIS we were using a bur bit and it would take on average 45 seconds to 1 minute to bevel a 4 cm diameter hole. Now with this tool we are averaging 7 to 10 seconds per hole and that’s a lot in an 8 hour day.”



Bevel Mate® 3.0 | for more intensive work

The Bevel Mate® concept


The Bevel Mate® concept is a powerful and versatile tool designed for heavy-duty beveling and rounding work. It can bevel up to a depth of 12 mm or radius 8 mm, making it ideal for a variety of applications. The Bevel Mate® machines are compact and easy to use, and they are available in three types: electric (EBA 3.0 plus EBA INOX) or pneumatic (ABA 3.0).



Electric motor

EBA 3.0

3.0



	EBA 3.0
Part no.	2031110
Motor	Electric
Max. bevel depth	12 mm
Available radius cutters	R2 - R3 - R4 - R5 - R6 - R8
Available bevel heads	15° - 22,5° - 30° - 37,5° - 45° - 52,5° - 60°
Power	1530 W
Voltage	230 V (also available in 120 V)
Speed	5000 - 10.000 rpm
Weight	4,5 kg
Min. hole diameter for beveling	41 mm
Min. hole diameter for rounding	22 mm



“The Bevel Mate® concept is a 50% faster and quieter alternative to sanding discs, with no grinding dust and no burrs. The end result is a precise radius with no post-processing required.”



Pneumatic motor

ABA 3.0



	ABA 3.0
Part no.	2042000
Motor	Pneumatic
Max. bevel depth	12 mm
Available radius cutters	R2 - R3 - R4 - R5 - R6 - R8
Available bevel heads	15° - 22,5° - 30° - 37,5° - 45° - 52,5° - 60°
Air pressure	6,3 bar max. 91 PSI max.
Recommended air flow	38 CFM 1,1 m3/min
Power	1100 W
Speed	11.000 rpm max
Weight	4,40 kg
Min. hole diameter for beveling	41 mm
Min. hole diameter for rounding	22 mm



Bevel Mate® bevel heads



	Steel bevel head	Aluminum bevel head	Version 3.0 bevel head
Type	15-08-STL *	15-08-ALU	
Part no.	7205000	7205010	
Type	22-08-STL *	22-08-ALU	
Part no.	7206000	7206010	
Type	30-08-STL *	30-08-ALU	30-08-v3.0
Part no.	7204000	7204010	7204030
Type		37-08-ALU	37-08-v3.0
Part no.		7203010	7203030
Type		45-08-ALU	45-08-v3.0
Part no.		7202010	7202030
Type	52-08-STL *	52-08-ALU	
Part no.	7208000	7208010	
Type	60-08-STL *	60-08-ALU	
Part no.	7207000	7207010	

* STL versions- these will be phased out and can only be ordered as long as they are in stock. No back orders possible

Bevel Mate® bevel heads

MAX 12
MM



VERSION
3.0

	Steel bevel head	Aluminum bevel head	Version 3.0 bevel head
Type		15-12-ALU	15-12-v3.0
Part no.		7305010	7305030
Type		22-12-ALU	22-12-v3.0
Part no.		7306010	7306030
Type		30-12-ALU	30-12-v3.0
Part no.		7304010	7304030
Type		37-12-ALU	37-12-v3.0
Part no.		7303010	7303030
Type		45-12-ALU	45-12-v3.0
Part no.		7302010	7302030
Type	52-12-STL *	52-12-ALU	52-12-v3.0
Part no.	7308000	7308010	Only available on request
Type		60-12-ALU	60-12-v3.0
Part no.		7307010	7307030

* STL versions- these will be phased out and can only be ordered as long as they are in stock. No back orders possible

Bevel Mate® cutter heads with radius



	Steel radius cutter	Aluminum radius cutter	Version 3.0 radius cutter
Type	R2-08-STL	R2-08-ALU	R2-08-v3.0
Part no.	7201100	7201110	7201130
Type	-	R3-08-ALU	R3-08-v3.0
Part no.	-	7201010	7201030
Type		R4-08-ALU	R4-08-v3.0
Part no.		7201210	7201230
Type	-	R5-08-ALU	R5-08-v3.0
Part no.	-	7201310	7201330
Type	-	R6-10-ALU	R6-10-v3.0
Part no.	-	7201410	7201430
Type	-	R8-12-ALU	R8-12-v3.0
Part no.	-	7201610	7201630

* STL versions- these will be phased out and can only be ordered as long as they are in stock. No back orders possible

“ We work a lot with harder metals and laser-cut steel. The Bevel Mate® EBA, because of its long service life, is ideal for rounding holes in our pieces. ”

At Jos van den Bersselaar Constructie B.V. in Udenhout, quality has always been paramount and ultimately it became a specialism: not supplying steel, but solutions. The company specializes in high-performance, lightweight structures made of steel aluminum and stainless steel.

Lots of holes have to be rounded in these structures. This rounding should have a constant radius of at least 2 mm, because the workpieces are galvanized and coated. In the past this regularly resulted in major challenges. It cost the company a lot of time and effort to supply the expected high quality using a machine with inserts.

After watching a demonstration of the Bevel Mate® EBA, they were immediately enthusiastic and a second machine was purchased within six months. This was the perfect solution to their issue.

Maarten van de Wouw, CWL: “The machine with inserts would already be blunt after using it 2 to 3 times, so that did not work for us. We work a lot with hard materials and laser-cut steel. The Bevel Mate® EBA is truly ideal for rounding the holes in workpieces because of the long service life and its high level of user-friendliness. We are very happy that we can now supply our high quality to our customers without issues.”



Bevel Mite® INOX

The 2 new BevelMite INOX tools are lightweight and easy to use

Great results on INOX when you need smaller welding edges

Perfect roundings with radius of 2 mm or 3 mm

A precise depth adjustment in 0,125 mm increments.

A freely rotating flange of QPQ nitrated stainless steel.

Available in 230V and 120V with US or UK plug.



Electric motor



Pneumatic motor

EBI INOX


ABIS INOX



Spindle locking button



Freely rotating and nitrated flange



Adjustable RPM on EBI



	EBI INOX	ABIS INOX
Part no.	1051000	1125110
Motor	Electric	Pneumatic
Max. bevel depth	6 mm	6 mm
Available radius cutters	R2 - R3	R2 - R3
Available bevel heads	30° - 45°	30° - 45°
Power	600 W	820 W
Air pressure	-	6,3 bar max. 91 PSI max.
Air consumption	-	0,62 M3/min
Voltage	230 V (also available in 120 V)	-
Speed	adjustable speed 2700 - 6000 rpm	Max. 6.000 rpm
Weight	2,46 kg	1,5 kg
Min. opening diameter for beveling	22 mm	22 mm
Min. opening diameter for rounding	16 mm	16 mm

Bevel Mate® INOX | for more intensive work

The Bevel Mate® concept

The Bevel Mate® concept has been designed for heavy-duty beveling and radius work. Bevel up to a depth of 8 mm or a radius of 6mm on stainless steel.

The Bevel Mate® machines are compact and powerful. Available only in an electric versions 230V and 120V.



Electric motor

EBA INOX



Flangehead with depth adjustment



Extra sturdy handle
































Nitrated and freely rotating flange



	EBA INOX
Part no.	2051100
Motor	Electric
Max. bevel depth	8 mm
Available radius cutters	R2 - R3 - R4 - R6
Available bevel heads	30° - 37,5° - 45°
Power	1100 W
Voltage	230 V (also available in 120 V)
Speed	1100 - 3600 rpm
Weight	5,65 kg
Min. opening diameter for beveling	41 mm
Min. opening diameter for rounding	22 mm



Beveltools available INOX cutters

	 	 
Type	R2-06-INOX	R2-08-INOX
Part no.	7101150	7201150
	 	 
Type	R3-06-INOX	R3-08-INOX
Part no.	7101050	7201050
		 
Type	-	R4-08-INOX
Part no.	-	7201250
		 
Type	-	R6-10-INOX
Part no.	-	7201450
	 	 
Type	30-06-INOX	30-08-INOX
Part no.	7104050	7204050
		 
Type	-	37-08-INOX
Part no.	-	7203050
	 	 
Type	45-06-INOX	45-08-INOX
Part no.	7102050	7202050



Use QR code to view
INOX instruction video

* Contact us for availability

User experience - CIG Groningen

“ The combination of the further developed machine and the special INOX 30° milling cutter resulted in a rework-free welding edge

”

CIG from Groningen is a renowned global player when it comes to architectural constructions and works of art. The construction techniques used by CIG make it possible for architects and artists worldwide to make beautiful constructions, including stainless steel. CIG projects can be found at www.cig-eu.com.


CIG is one of the companies where we had the opportunity to test our new INOX concept and use their experience to fine-tune our solutions. The workshop manager told us that after being approached by the Dutch dealer of Beveltools, he was very curious if the new solution could be helpful in the assembly/production.

The workshop manager explains: “Even for the current stainless steel project, many edges have to be processed so that they have a weld edge of 30°. If you look at our projects, it will come as no surprise that a lot of precision is required when it comes to the perfect weld edge. The first prototype that we put into use (spring 2022) was already doing quite well, but could actually only be tested with the existing v3.0 milling cutters for normal structural steel. Fortunately, our feedback would lead to a modified and improved version of the prototype which we received a few weeks later. We received these at the same time as a number of new test cutters that were also specifically developed for use on stainless steel.

This made us happy: the combination of the further developed machine and the special INOX

30° cutter resulted in a rework-free welding edge and an unexpectedly long service time of these new cutters. It was amazing how fast and quiet the combination was in use. Beveltools also succeeded in virtually eliminating vibrations during processing, which was much appreciated by our colleagues who work with it.

August 2022: “We could only be enthusiastic and have already decided to place an order for 2 new EBA INOX machines and 100 pieces of 30-08-INOX cutters. Unfortunately, we only have to wait until everything is available.”



Fenix II in Rotterdam - MAD Architects - ready by end 2023

TopEdge - Table Milling Machine.

The Beveltools TopEdge table milling machine is the result of a long-standing collaboration between Q-Fin and Beveltools. It is a proven concept that has been improved with the new flange head developed by Beveltools. The TopEdge is a perfect solution for smaller objects and/or repetitive work.

The TopEdge is a manually operated machine that allows you to easily and quickly mill various radii or weld edges at various angles. The motor has a stepless adjustable speed and a clamping table. Workpieces can be firmly clamped to the table using regular clamps or the included electromagnets, which can be switched on and off very easily.

For a safe working environment, the TopEdge has a two-button control on the handle for safety. The balanced arm allows your staff to operate the machine in the most comfortable way, without having to use force or carry the machine for long periods of time. The TopEdge is also easy to move around thanks to its castor wheels.

The Beveltools TopEdge has been developed together with Q-Fin to quickly provide your workpiece with a perfect angle or radius using BevelMate® cutters. All available BevelMate® cutters (8mm & 12mm), including the INOX cutters, can be used on the Beveltools TopEdge.

TopEdge features:

- Mobile setup.
- Standard with welding table hole pattern.
- 4 raisable electromagnets.
- 1.1 kW motor with frequency control.
- Workpiece width: max. 780 mm/ length unlimited.
- Power consumption of the machine: 400 V, 50 Hz, 10 A, 6 kW.
- Dimensions: 1435 x 1100 x 1510 mm (L x W x H).
- Weight: 445 KG.
- Comes with MQL integration.
- 4 castor wheels to put it anywhere.



The Beveltools TopEdge with MQL

The Beveltools TopEdge table milling machine comes with a MQL (Minimum Quantity Lubrication) system. This unique feature allows you to apply micro lubrication precisely where the cutting occurs, further enhancing the cutter's already impressive service life. This option is particularly beneficial for stainless steel projects but is also suitable for other steel types.



Order code: 1501000

**CALL for
availability and
lead times!**

TEBI 3.0 - Inverted Table Cutter



The TEBI 3.0: Your New Way of Working

With the TEBI, you simply move the workpiece along the Bevel Mite® cutter that raises out of the table. This makes it easy to bevel or round, a variety of workpieces, including smaller objects, holes, and curved workpieces.

The TEBI is easy to use. Simply choose your bevel head or radius cutter, set the required speed and depth with the electronic controls and slide your workpiece along the cutter. You'll get a perfect result instantly.

The TEBI Guide is optional and can be placed on top of the TEBI. The Tebi Guide will give you some extra protection, guidance and is also prepared to combine with a MQL (Minimum Quantity Lubrication) system. Guide available in Bevel Mite® or Bevel Mate® version.



Spare spindles/adapters available in Bevel Mite® and Bevel Mate® version.

TEBI 3.0 features:

- Power: 1800 W
- Voltage: 230V
- Stepless speed 3000 - 24000 rpm
- Dimensions: 45×35×40 cm
- Weight: 42 kg
- Digital readout
- Electric stepless height adjustment
- Spindle lock
- Chip vacuum exit
- Setup: Static but can be placed on a table with f.e. castor wheels
- Option: Guide bar (nebulizer prepared)

**CALL for
availability and
lead times!**

Bevel Mate® Guide

More stability when machining metal

The Bevel Mate® Guide has been specially developed to give you perfect lateral guidance for beveling and rounding. This attachment gives your Bevel Mate® machine even more stability when machining metal.

The wear-resistant POM guiding blocks increase the running surface, thereby offering increased support both on sheet material and round pipes. Especially if many meters of material are being machined sequentially, this attachment offers extra stability. Equally, because of its special design, the discomfort of flying chips is reduced.

This unique accessory is simple to fit on the flange head and is made of top-grade nitrided stainless steel. With the use of POM plastic guiding blocks scratches on the material are prevented. Thanks to the open underside, the bevel head is still simple to swap.

The Bevel Mate® Guide is a separate attachment for your EBA or ABA machine.



Part no. 8233300



Accessories

In addition to the range of machines and cutting tools, we also offer a series of accessories.



Flange heads

These are available for all 3.0 machines. Nitrided and with freely rotating flange, which is also QPQ® hardened. So can be used on stainless steel.

Part name	Art. nr.
Flange head for all EBA's & ABA's	8233010
Flange head for EBI 3.0 & EBI-C 3.0	8232010
Flange head for ABIS-R 3.0 & ABIS-B	9140201



Sacrificial adapters

All 3.0 machines have an adapter with shear pin for mounting the cutter. When damaged these can be easily replaced. Available repair-sets:

Part name	Part no.
Adapter repair set EBA 3.0 *	9700211
Adapter repair set ABA 3.0 *	9330153
Adapter repair set EBI 3.0 & EBI-C 3.0 *	9150125
Adapter rep. set ABIS-R 3.0 & ABIS-B 3.0 *	9140127
* contains: 1x adapter, 5x pin, 2x set screw and 2x bolts	



POM guide blocks

The guide blocks, made of wear-resistant POM plastic, are used on the Bevel Mate® Guide. Set of 2 pieces, including mounting screws.

Part name	Art. nr.
Guide blocks POM	9233300



Guide bearings

The guide bearings are available individually and in 5 different sizes. (9400014 not shown on picture)

Part name	Part no.
Guide bearing xx-06-C for all 6mm cutters	9400003
Guide bearing xx-08B-C for bevel cutters	9400006
Guide bearing xx-08R-C for R2-R3-R4 cutters	9400005
Guide bearing xx-12-C for bevel cutters	9400004
Guide bearing xx-R6R8-12-C for R6/R8 cutters	9400014





Beveltools The Game Changer

History

2013 was an exciting year. An American-Korean duo of inventors developed a revolutionary new bevel tool. This created a new standard for rounding and beveling metal. Entrepreneur Jan Enno Hofman recognized the quality and the innovative application of it, leading to the incorporation of Beveltools in 2015.

Future

The current team of specialists is continuously busy developing new solutions. It must be possible to make beveling and rounding metal easier, more accurate, faster and cheaper. The daily struggles one faces when rounding and beveling metal creates our drive to provide tools that can be used to create perfect end results. The basic assumptions used here are cost and time savings, but also user-friendliness.

Contact

Beveltools B.V.

Florijnweg 33
6883 JN Velp

The Netherlands

T +31 (0)26 369 92 22
E info@beveltools.com

Distribution USA

Beveltools Inc.

PO BOX 1573
Sikeston
MO 63801

United States of America

T +1 636 579 9421
E sales@beveltools.com

www.beveltools.com





ABA 3.0
PNEUMATIC TOOL



www.beveltools.com